


HemoCue® Hb 301 System



Accurate POC anemia screening from the pioneers

Hb 301

Optimized for anemia screening in primary care and blood donation settings, the HemoCue® Hb 301 System is a simple and convenient solution. The HemoCue® Hb 301 System provides quick, easy access to lab-quality results without compromising accuracy, even in demanding climates with high temperatures and humidity.

With dedicated support and service, as well as unmatched training and education based on over 40 years of experience, you can count on HemoCue for the right solutions for all your needs.

Have confidence in your answers at the point of care

- Precise factory calibration against the ICSH reference method
- Microcuvette technology with excellent lot-to-lot reproducibility
- Robust testing within a wide range of temperatures and humidity
- Blood-based liquid controls available

Get easy access to lab-quality accuracy

- Capillary, venous or arterial whole blood sample
- Brief training with virtually no maintenance
- Link result with patient ID for medical record integration
- Printer interface

HemoCue[®] Hb 301 System

Specifications

Principle

Absorbance measurement of whole blood at an Hb/HbO₂ isosbestic point; dual wavelengths (506 nm and 880 nm) for Hb measurement and turbidity compensation

Calibration

Factory calibrated against the ICSH reference method; needs no further calibration

Sample material

Capillary, venous or arterial whole blood

Measurement range

0.9-25.6 g/dL (9-256 g/L, 0.6-15.9 mmol/L)

Results

≤3 seconds

Sample volume

~10 µL

Dimensions

160 × 140 × 70 mm
(6.29 × 5.51 × 2.76 inches)

Weight

500 g (1.10 pounds) with batteries installed

Storage temperature

Analyzer: 0-50 °C (32-122 °F)
Microcuvettes: 10-40 °C (50-104 °F).
For unopened vials, the storage temperature can be extended down to -18 °C (-0.4 °F) and up to +50 °C (122 °F) for a period of max 6 weeks.

Operating temperature

10-40 °C (50-104 °F)

Power

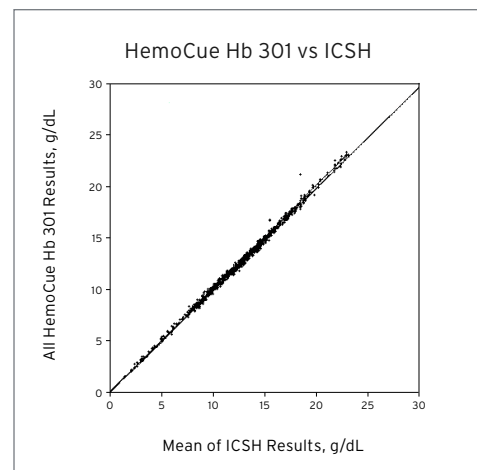
AC adapter or 4 AA batteries

Interface

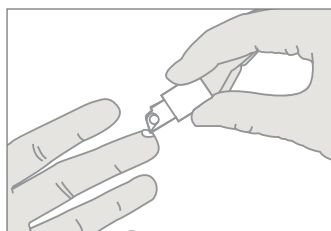
Printer and HemoCue[®] Basic Connect including optional barcode scanner. Data transfer using Bluetooth[®] technology is possible via HemoCue[®] BT Connect (accessory)

Quality control

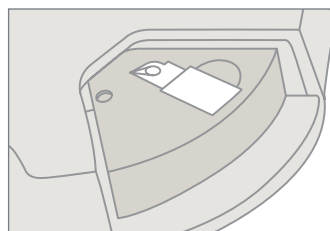
Built-in self-test, optional liquid controls



Three simple steps



1 Fill microcuvette.



2 Place microcuvette into analyzer.



3 View results.